









David V. Smith, Ph.D.

Assistant Professor
Department of Psychology & Neuroscience
Temple University
825 Weiss Hall
1701 North 13th Street
Philadelphia, PA, 19122

phone: 215-204-1552
email: david.v.smith@temple.edu

 scholar.google.com
 researchgate.net
 github.com/DVS-Lab
 orcid.org/0000-0001-5754-9633
 publons.com
 osf.io
 twitter.com/DVSneuro
 sites.temple.edu/neuroeconlab

Professional Experience

| | | |
|--------------|--------------------|--|
| 2017-present | TEMPLE UNIVERSITY | Assistant Professor , Department of Psychology & Neuroscience |
| 2012-2016 | RUTGERS UNIVERSITY | Postdoctoral Fellow , Department of Psychology |
| 2006-2012 | DUKE UNIVERSITY | Graduate Student , Center for Cognitive Neuroscience |

Education and Training

| | | |
|-----------|---------|--|
| 2012-2016 | POSTDOC | RUTGERS UNIVERSITY Department of Psychology ADVISOR: Dr. Mauricio Delgado |
| 2012 | PH.D. | DUKE UNIVERSITY Department of Psychology & Neuroscience ADVISOR: Dr. Scott Huettel |
| 2006 | B.S. | UNIVERSITY OF SOUTH CAROLINA Experimental Psychology, <i>Magna Cum Laude</i> ADVISORS: Drs. Gordon Baylis & Chris Rorden |

Honors and Awards

| | |
|------|---|
| 2022 | Training Fellowship, ReproNim / International Neuroinformatics Coordinating Facility (INCF) |
| 2021 | College of Liberal Arts Research Award, Temple University |
| 2019 | Excellence in Mentoring, Temple University, Department of Psychology Honors Program |
| 2019 | Faculty Fellow, Public Policy Lab, Temple University |
| 2016 | Rising Star, Association for Psychological Science |
| 2016 | Young Investigator Travel Award, NIDA Symposium on Persistent Maladaptive Behaviors |
| 2016 | NIDA Director's Travel Award, The College on Problems of Drug Dependence |
| 2015 | Ruth L. Kirschstein Postdoctoral National Research Service Award, NIMH |
| 2015 | Merit Abstract Award, Organization for Human Brain Mapping |
| 2015 | Travel Award, Scientific Research Network on Decision Neuroscience & Aging |

2009 Ruth L. Kirschstein Predoctoral National Research Service Award, NIMH
 2010 Travel Award, Organization for Human Brain Mapping
 2009 Fellow, Summer Institute in Cognitive Neuroscience, UC - Santa Barbara
 2008 Fellow, CIT Flexible Learning Space, Duke University
 2007 Travel Award, Organization for Human Brain Mapping
 2006 Roger Black Award for Psychological Research, University of South Carolina
 2005 *Phi Beta Kappa*, University of South Carolina
 2005 Fellow, NSF Summer Research Institute, University of South Carolina
 2005 Stubbs Scholar, University of South Carolina
 2004 Phi Beta Kappa Freshman Scholar Award, University of South Carolina
 2004 Baroody Scholar Award, University of South Carolina
 2003 Abney Scholar, University of South Carolina
 2002 LIFE Scholarship, University of South Carolina

Grants as Principal Investigator

[*approximate total costs; †approximate direct costs]

ACTIVE

2021-2026 Social Reward Processing Across the Lifespan: Identifying Risk Factors for Financial Exploitation. (NIH RF1-AG067011; *\$3,419,480). Principal Investigator, with Co-Is Giovannetti, Jarcho, and Olson.

PENDING

2023-2028 Modulating Reward Processing with Transcranial Electrical Stimulation. (NIH R01-DA056552; *\$3,810,385). Principal Investigator, with MPI Krekelberg and Co-Is Alloy and Murty.

COMPLETED

2019-2021 Aberrant Reward Sensitivity: Mechanisms Underlying Substance Use. (NIH R03-DA046733; *\$225,000). Principal Investigator, with Co-Is Alloy, Jarcho, McCloskey, and Chein.
 2017-2021 Remote Modulation of Reward Circuits with Noninvasive Brain Stimulation. (NIH R21-MH113917; *\$420,000). Principal Investigator, with Co-I Krekelberg.
 2018-2019 Modulating Individual Differences in Reward Sensitivity with Transcranial Current Stimulation. Targeted Small Grant Award from the Office of the Vice President for Research at Temple University; †\$10,000). Principal Investigator, with Co-I Reilly.
 2017-2018 Social Reward and Aging: Identifying the Neural Underpinnings of Peer Influences. Pilot Grant from the Scientific Research Network on Decision Neuroscience & Aging; †\$30,000). Principal Investigator, with Co-Is Fareri, Giovannetti, and Reeck. [Subaward of NIH R24-AG054355 (PI Samanez-Larkin)]
 2015-2016 Parsing Reward: Identifying Distinct Neural Pathways for Specific Reward Properties. (NIH F32-MH107175; †\$110,000). Principal Investigator.
 2009-2012 Neurobiological Underpinnings of Decision Making. (NIH F31-MH086248; †\$82,000). Principal Investigator.

Grants as Co-Investigator or Consultant

[*approximate total costs; †approximate direct costs]

ACTIVE

- 2020-2023 The role of social support and close relationships on neural and behavioral computations of value. (NIH R15-MH122927; *\$389,000). Consultant, with PI Dominic Fareri (Adelphi University).
- 2022-2027 The influence of mesolimbic-hippocampal interactions on episodic memory during active information seeking. (NIH R01-DA055259; *\$2,821,807). Co-Investigator, with PI Vishnu Murty (Temple University).

PENDING

- 2022-2027 Ultraprocessed food addiction, hunger, and the frontal pole/medial orbitofrontal cortex in young adults. (NIH R01; *\$3,691,273). Co-Investigator, with PI Eunice Chen (Temple University).
- 2022-2027 Anhedonia-related deficits in context-sustained goal pursuit across normative and clinical-risk populations. (NIH R01 *\$2,922,995) Co-Investigator, with PI Vishnu Murty (Temple University).
- 2022-2027 Social and Cognitive Functions of the Human Cerebellum. (NIH R01 *\$2,555,330) Co-Investigator, with PI Ingrid Olson (Temple University).
- 2022-2027 Neuro-Rehabilitative Mechanisms of Prism Adaptation Treatment for Spatial Neglect. (NIH R01) Co-Investigator, with PI Peggy Chen (Kessler Foundation).
- 2020-2025 Subtyping psychopathology and neural function in the ABCD project. (NIH R01-MH124786; *\$1,960,000). Co-Investigator, with PI Thomas Olinio (Temple University).

COMPLETED

- 2018-2021 Social Reward Learning in Schizophrenia. (NIH R21-MH116422; †\$275,000). Consultant, with PI Pamela Butler (Nathan Kline Institute).
- 2019-2021 Pupillometry as a Physiological Biomarker for Preclinical Dementia in Minority Aging. (Alzheimer's Disease Administrative Supplement for NIH R01-DC013063; *\$388,000). Co-Investigator, with PI Reilly (Temple University).

Bibliography

‡ scholar.google.com: h-index: 26; i10-index: 38; total citations: 3447

[*co-first authors; †trainee under my supervision; ^co-senior authors; RCR: RELATIVE CITATION RATIO¹]

Where possible, I include links to [NeuroVault](#) maps, open materials, open data, and preregistrations.

PREPRINTS UNDER REVIEW

Helion C, **Smith DV**, Jarcho J. When thinking you are better leads to feeling worse: Self-other asymmetries in prosocial behavior and increased anxiety during the Covid-19 pandemic. Preprint available on [medRxiv](#).

Dennison JB†, Tepfer LJ†, **Smith DV**. Tensorial Independent Component Analyses Reveals Social and Reward Networks Associated with Major Depressive Disorder. Preprint available on [bioRxiv](#).

PUBLICATIONS

[53] Shen X†, Houser T, **Smith DV**, Murty VP (2022, in press). Machine-learning as a validated tool to characterize individual differences in free recall of naturalistic events. *Psychonomic Bulletin & Review*, 1-9. RCR = None [doi]

[52] Dobryakova E & **Smith DV** (2022). Reward Enhances Connectivity between the Ventral Striatum and the Default Mode Network. *NeuroImage*, 285:119398. RCR = None [doi] [NEUROVAULT] [OPEN MATERIALS]

[51] Allen K, Reardon J, Lu Y, **Smith DV**, Rainsford E, Walsh L (2022). Towards improving peer-review: Crowd-sourced insights from Twitter. *Journal of University Teaching & Learning*, 19(3):2. RCR = n/a [doi]

[50] Fareri DS, Hackett K, Tepfer LJ†, Kelly V†, Henninger N, Reeck C, Giovannetti T, **Smith DV** (2022). Age-Related Differences in Ventral Striatal and Default Mode Network Function During Reciprocated Trust. *NeuroImage*, 256:119267. RCR = None [doi] [NEUROVAULT] [OPEN MATERIALS] [OPEN DATA] [PREREGISTRATION]

[49] Dennison JB†*, Sazhin D†*, **Smith DV** (2022). Decision Neuroscience and Neuroeconomics: Recent Progress and Ongoing Challenges. *Wiley Interdisciplinary Reviews: Cognitive Science*, 13(3):e1589. RCR = None [doi]

[48] O'Shea IM, Popal H, Olson IR, Murty VP^, **Smith DV**^ (2022). Distinct Alterations in Cerebellar Connectivity with Substantia Nigra and Ventral Tegmental Area in Parkinson's Disease. *Scientific Reports*, 12, 3289. RCR = None [doi] [PREREGISTRATION]

[47] Jarcho JM, Wyngaarden JB†, Johnston CR, Quarmley M, **Smith DV**, Cassidy CM (2022). Substance Abuse in Emerging Adults: The Role of Neuromelanin and Ventral Striatal Response to Social and Monetary Rewards. *Brain Science*, 12(3):352. RCR = None [doi]

[46] Shen X†, Ballard IC, **Smith DV**, Murty VP (2022). Decision uncertainty during hypothesis testing enhances memory accuracy for incidental information. *Learning & Memory*, 29, 93-99. RCR = None [doi]

¹The RELATIVE CITATION RATIO (RCR) is a field- and time-normalized citation metric (Hutchins et al., 2016, *PLoS Biology*). NIH-funded papers are the benchmark for RCR: Any paper with RCR = 1.0 has an RCR higher than 50% of NIH-funded papers. Recent papers and papers that are not indexed on PubMed will not have an RCR. All RCR values were extracted from the *iCite* database using [PythonT₂X](#) on September 15, 2022.

- [45] Tepfer LJ†, Alloy LB, **Smith DV** (2021). Family History of Depression is Associated with Alterations in Task-Dependent Connectivity between the Cerebellum and Ventromedial Prefrontal Cortex. *Depression and Anxiety*, 38(5), 508-520. RCR = None [\[DOI\]](#) [\[NEUROVAULT\]](#) [\[OPEN MATERIALS\]](#) [\[PREREGISTRATION\]](#)
- [44] Martins D, Rademacher L, Gabay AS, Taylor R, Richey JA, **Smith DV**, Gorlich KS, Nawijn L, Creemers HR, Wilson R, Bhattacharyya S, Paloyelis Y (2021). Mapping the brain areas underpinning social reward and punishment processing in the human brain: A voxel-based meta-analysis of neuroimaging findings using the Social Incentive Delay task. *Neuroscience & Biobehavioral Reviews*, 122, 1-17. RCR = 3.4 [\[DOI\]](#) [\[NEUROVAULT\]](#)
- [43] Sazhin D†, Frazier A, Haynes CR†, Johnston C, Chat KY, Dennison JB†, Bart CP, McCloskey M, Chein J, Fareri DS, Alloy LB, Jarcho JM, **Smith DV** (2020). The Role of Social Reward and Corticostriatal Connectivity in Substance Use. *Journal of Psychiatry and Brain Science*, 5:e200024. RCR = 0.26 [\[DOI\]](#)
- [42] Chen EY, Eickhoff S, Giovannetti T, **Smith DV** (2020). Reduced gray matter volume in the orbitofrontal cortex is associated with greater body mass index: a coordinate-based meta-analysis. *NeuroImage: Clinical*, 28:102420. RCR = 1.42 [\[DOI\]](#) [\[NEUROVAULT\]](#)
- [41] Wang S†*, Tepfer LJ†*, Taren AA*, **Smith DV** (2020). Functional Parcellation of the Default Mode Network: A Large-Scale Meta-Analysis. *Scientific Reports*, 10:16096. RCR = 1.67 [\[DOI\]](#) [\[NEUROVAULT\]](#) [\[OPEN MATERIALS\]](#)
- [40] Botvinik-Nezer R, Holzmeister F, Camerer CF, Dreber A, Huber J, Johannesson M, Kirchler M, Iwanir R, Mumford JA, Adcock A, Avesani P, Baczkowski B, Bajracharya A, Bakst L, Ball S, Barilari M, Bault N, Beaton D, Beitner J, Benoit R, Berkers R, Bhanji J, Biswal B, Bobadilla-Suarez S, Bortolini T, Bottenhorn K, Bowring A, Braem S, Brooks H, Emily Brudner E, Calderon C, Camilleri J, Castrellon J, Cecchetti L, Cieslik E, Cole Z, Collignon O, Cox R, Cunningham W, Czoschke S, Dadi K, Davis C, De Luca A, Delgado MR, Demetriou L, Dennison JB†, Di X, Dickie E, Dobryakova E, Donnat C, Dukart J, Duncan NW, Durnez J, Eed A, Eickhoff S, Erhart A, Fontanesi L, Fricke GM, Galvan A, Gau R, Genon S, Glatard T, Glerean E, Goeman J, Golowin S, González-García S, Gorgolewski K, Grady C, Green M, Guassi Moreira J, Guest O, Hakimi S, Hamilton JP, Hancock R, Handjaras G, Harry B, Hawco C, Herholz P, Herman G, Heunis S, Hoffstaedter F, Hogeveen J, Holmes S, Hu C, Huettel SA, Hughes M, Iacovella V, Jordan A, Isager P, Isik AI, Jahn A, Johnson M, Johnstone T, Joseph M, Juliano A, Kable J, Kassinopoulos M, Koba C, Kong X, Kosciak T, Kucukboyaci NE, Kuhl B, Kupek S, Laird A, Lamm C, Langner R, Lauharatanahirun N, Lee H, Lee S, Leemans A, Leo A, Lesage E, Li F, Li M, Lim PC, Lintz E, Liphardt S, Losecaat Vermeer A, Love B, Mack M, Malpica N, Marins T, Maumet C, McDonald K, McGuire J, Melero H, Méndez Leal A, Meyer B, Meyer K, Mihai P, Mitsis G, Moll J, Nielson D, Nilsonne G, Notter M, Olivetti E, Onicas A, Papale P, Patil K, Peelle JE, Pérez A, Pischetta D, Poline JB, Prystauka Y, Ray S, Reuter-Lorenz P, Reynolds R, Ricciardi E, Rieck J, Rodriguez-Thompson A, Romyn A, Salo T, Samanez-Larkin GR, Sanz-Morales E, Schlichting M, Schultz D, Shen Q, Sheridan M, Shiguang F, Silvers J, Skagerlund K, Smith A, **Smith DV**, Sokol-Hessner P, Steinkamp S, Tashjian S, Thirion B, Thorp J, Tinghög G, Tisdall L, Tompson S, Toro-Serey C, Torre J, Tozzi L, Truong V, Turella L, van't Veer AE, Verguts T, Vettel J, Vijayarajah S, Vo K, Wall M, Weeda WD, Weis S, White D, Wisniewski D, Xifra-Porxas A, Yearling E, Yoon S, Yuan R, Yuen K, Zhang L, Zhang X, Zosky J, Nichols TE, Poldrack RA, Schonberg T (2020). Variability in the analysis of a single neuroimaging dataset by many teams. *Nature*, 582, 84-88. RCR = 39.02 [\[DOI\]](#) [\[NEUROVAULT\]](#) [\[OPEN MATERIALS\]](#) [\[OPEN DATA\]](#)
- [39] Fareri DS, **Smith DV**, Delgado MR (2020). The role of relationship closeness on network connectivity during trust-based interactions. *Social Cognitive and Affective Neuroscience*, 15(3), 261-271. RCR = 1.24 [\[DOI\]](#)

- [38] Wang Y*, Metoki A*, **Smith DV**, Medaglia JD, Zang Y, Benear S, Popal H, Lin Y, Olson IR (2020). Multimodal Mapping of the Face Connectome. *Nature Human Behaviour*, 4, 397-411. RCR = 3.22 [\[doi\]](#)
- [37] Butler PD, Hoptman MJ, **Smith DV**, Ermel JA, Calderone DC, Lee SH, Barch DM (2020). Grant Report on Social Reward Learning in Schizophrenia. *Journal of Psychiatry and Brain Science*, 5:e200004. RCR = 0.13 [\[doi\]](#)
- [36] Ng TH†, Alloy LB, **Smith DV** (2019). Meta-analysis of Reward Processing in Major Depressive Disorder Reveals Distinct Abnormalities within the Reward Circuit. *Translational Psychiatry*, 9(293). RCR = 5.84 [\[doi\]](#) [\[NEUROVAULT\]](#) [\[OPEN MATERIALS\]](#)
- [35] Diehl MM, Lempert K, Parr AC, Ballard I, Steele VR, **Smith DV** (2018). Toward an Integrative Perspective on the Neural Mechanisms Underlying Persistent Maladaptive Behaviors. *European Journal of Neuroscience*, 48(3), 1870-1883. RCR = 0.68 [\[doi\]](#)
- [34] Utevsky AV, **Smith DV**, Young JS, Huettel SA (2017). Large-Scale Network Coupling with the Fusiform Cortex Future Social Motivation. *eNeuro*, 4(5): eneuro.0084-17.2017. RCR = 0.48 [\[doi\]](#) [\[NEUROVAULT\]](#)
- [33] Li R*, **Smith DV***, Clithero JA, Venkatraman V, Carter RM, Huettel SA (2017). Reason's Enemy is Not Emotion: Engagement of Cognitive Control Networks Explain Biases in Gain/Loss Framing. *Journal of Neuroscience*, 37 (13) 3588-3598. RCR = 0.91 [\[doi\]](#) [\[NEUROVAULT\]](#)
- [32] **Smith DV** & Delgado MR (2017). Meta-Analysis of Psychophysiological Interactions: Revisiting Cluster-Level Thresholding and Sample Sizes. *Human Brain Mapping*, 38(1), 588-591. RCR = 0.58 [\[doi\]](#) [\[NEUROVAULT\]](#)
- [31] Cho C, **Smith DV**, Delgado MR (2016). Reward Sensitivity Enhances Ventrolateral Prefrontal Cortex Activation During Free Choice. *Frontiers in Neuroscience*, 10:529. RCR = 0.63 [\[doi\]](#) [\[NEUROVAULT\]](#)
- [30] **Smith DV**, Gseir M, Speer ME, Delgado MR (2016). Toward a Cumulative Science of Functional Integration: a Meta-Analysis of Psychophysiological Interactions. *Human Brain Mapping*, 37(8), 2904-17. RCR = 2.23 [\[doi\]](#) [\[NEUROVAULT\]](#)
- [29] **Smith DV**, Rigney AE, Delgado MR (2016). Distinct Reward Properties are Encoded via Corticostriatal Interactions. *Scientific Reports*, 6, 20093. RCR = 0.96 [\[doi\]](#) [\[NEUROVAULT\]](#)
- [28] Bhanji JP, **Smith DV**, Delgado MR (2016). A Brief Anatomical Sketch of Human Ventromedial Prefrontal Cortex. [Supplementary Note 1 for Delgado et al. (2016). *Nature Neuroscience*, 19(12), 1545-1552]. RCR = None [\[doi\]](#) [\[NEUROVAULT\]](#)
- [27] Wang KS, **Smith DV**, Delgado MR (2016). Using fMRI to Study Reward Processing in Humans: Past, Present, and Future. *Journal of Neurophysiology*, 115, 1664-1678. RCR = 2.86 [\[doi\]](#)
- [26] **Smith DV** & Delgado MR (2015). Reward Processing. In A. W. Toga (Ed.), *Brain Mapping: An Encyclopedic Reference* (1st ed., pp. 361-366). Waltham, MA: Academic Press. Open access postprint on [PsyArXiv](#). RCR = None [\[doi\]](#)
- [25] **Smith DV***, Sip KE*, Delgado MR (2015). Functional Connectivity with Distinct Neural Networks Tracks Fluctuations in Gain/Loss Framing Susceptibility. *Human Brain Mapping*, 36(7), 2743-55. RCR = 0.83 [\[doi\]](#)
- [24] Young JS*, **Smith DV***, Coutlee CG, Huettel SA (2015). Synchrony Between Sensory and Cognitive Networks is Associated with Subclinical Variation in Autistic Traits. *Frontiers in Human Neuroscience*, 9:146. RCR = 0.36 [\[doi\]](#) [\[NEUROVAULT\]](#)
- [23] Sip KE, **Smith DV**, Porcelli AJ, Kar K, Delgado MR (2015). Social Closeness and Feedback Modulate Susceptibility to the Framing Effect. *Social Neuroscience*, 10(1), 35-45. RCR = 0.78 [\[doi\]](#)
- [22] **Smith DV** & Delgado MR (2015). Social Nudges: Utility Conferred from Others. *Nature Neuroscience*, 18(6), 791-792. RCR = 0.0 [\[doi\]](#)

- [21] Murty VP, Shermohammed M, **Smith DV**, Carter RM, Huettel SA, Adcock RA (2014). Resting State Networks Distinguish Human Ventral Tegmental Area from Substantia Nigra. *NeuroImage*, 100(1), 580-589. RCR = 5.38 [\[DOI\]](#) [\[NEUROVAULT\]](#)
- [20] **Smith DV**, Utevsky AV, Bland AR, Clement NJ, Clithero JA, Harsch AE, Carter RM, Huettel SA (2014). Characterizing Individual Differences in Functional Connectivity Using Dual-Regression and Seed-Based Approaches. *NeuroImage*, 95(1), 1-12. RCR = 3.28 [\[DOI\]](#)
- [19] **Smith DV**, Clithero JA, Boltuck SE, Huettel SA (2014). Functional Connectivity with Ventromedial Prefrontal Cortex Reflects Subjective Value for Social Rewards. *Social Cognitive and Affective Neuroscience*, 9(12), 2017-2025. RCR = 2.38 [\[DOI\]](#)
- [18] Utevsky AV, **Smith DV**, Huettel SA (2014). Precuneus is a Functional Core of the Default-Mode Network. *Journal of Neuroscience*, 34(3), 932-940. RCR = 21.99 [\[DOI\]](#)
- [17] Karnath H-O & **Smith DV** (2014). The Next Step in Modern Brain Lesion Analysis: Multivariate Pattern Analysis. *Brain*, 137(9), 2405-2407. RCR = 0.86 [\[DOI\]](#)
- [16] Strauman TJ, Detloff AM, Sestokas R, **Smith DV**, Goetz EL, Rivera C, Kwapil L (2013). What Shall I Be, What Must I Be: Neural Correlates of Personal Goal Activation. *Frontiers in Integrative Neuroscience*, 6:123. RCR = 1.16 [\[DOI\]](#)
- [15] **Smith DV**, Clithero JA, Rorden C, Karnath H-O (2013). Decoding the Anatomical Network of Spatial Attention. *Proceedings of the National Academy of Sciences of the USA*, 110(4), 1518-1523. RCR = 3.16 [\[DOI\]](#)
- [14] Jelsone-Swain L, **Smith DV**, Baylis GC (2012). The Effect of Stimulus Duration and Motor Response in Hemispatial Neglect During a Visual Search Task. *PLoS ONE*, 7(5), e37369. RCR = 0.13 [\[DOI\]](#)
- [13] Libedinsky C, **Smith DV**, Teng CS, Namburi P, Chen V, Huettel SA, Chee MLW (2011). Sleep Deprivation Alters Valuation Signals in the Ventromedial Prefrontal Cortex. *Frontiers in Behavioral Neuroscience*, 5:70. RCR = 1.78 [\[DOI\]](#)
- [12] Clithero JA, Reeck CC, Carter RM, **Smith DV**, Huettel SA (2011). Nucleus Accumbens Mediates Relative Motivation for Rewards in the Absence of Choice. *Frontiers in Human Neuroscience*, 5:87. RCR = 1.41 [\[DOI\]](#)
- [11] Bland AR, Mushtaq F, **Smith DV** (2011). Exploiting Trial-to-Trial Variability in Multimodal Experiments. *Frontiers in Human Neuroscience*, 5:80. RCR = 0.22 [\[DOI\]](#)
- [10] Appelbaum LG, **Smith DV**, Boehler CN, Wen C, Woldorff MG (2011). Rapid Modulation of Sensory Processing Induced by Stimulus Conflict. *Journal of Cognitive Neuroscience*, 23(9), 2620-2628. RCR = 0.9 [\[DOI\]](#)
- [9] Clithero JA, **Smith DV**, Carter RM, Huettel SA (2011). Within- and Cross-Participant Classifiers Reveal Different Neural Coding of Information. *NeuroImage*, 56(2), 699-708. RCR = 1.17 [\[DOI\]](#)
- [8] **Smith DV** & Huettel SA (2010). Decision Neuroscience: Neuroeconomics. *Wiley Interdisciplinary Reviews: Cognitive Science*, 1(6), 854-871. RCR = 0.59 [\[DOI\]](#)
- [7] Hayden BY, **Smith DV**, Platt ML (2010). Cognitive Control Signals in Posterior Cingulate Cortex. *Frontiers in Human Neuroscience*, 4:223. RCR = 0.96 [\[DOI\]](#)
- [6] **Smith DV**, Davis B, Niu K, Healy E, Bonilha L, Fridriksson J, Morgan P, Rorden C (2010). Spatial Attention Evokes Similar Activation Patterns for Visual and Auditory Stimuli. *Journal of Cognitive Neuroscience*, 22(2), 347-361. RCR = 1.38 [\[DOI\]](#)
- [5] **Smith DV**, Hayden BY, Truong T-K, Song AW, Platt ML, Huettel SA (2010). Distinct Value Signals in Anterior and Posterior Ventromedial Prefrontal Cortex. *Journal of Neuroscience*, 30(7), 2490-2495. RCR = 5.12 [\[DOI\]](#)
- [4] Hayden BY, **Smith DV**, Platt ML (2009). Electrophysiological Correlates of Default-Mode Processing in

Macaque Posterior Cingulate Cortex. *Proceedings of the National Academy of Sciences of the USA*, 106(14), 5948-5953. RCR = 3.03 [doi]

[3] **Smith DV** & Clithero JA (2009). Manipulating Executive Function with Transcranial Direct Current Stimulation. *Frontiers in Integrative Neuroscience*, 3:26. RCR = 0.1 [doi]

[2] Clithero JA & **Smith DV** (2009). Reference and Preference: How Does the Brain Scale Subjective Value? *Frontiers in Human Neuroscience*, 3:11. RCR = 0.02 [doi]

[1] Almor A, **Smith DV**, Bonilha L, Fridriksson J, Rorden C (2007). What is in a Name? Spatial Brain Circuits are Used to Track Discourse References. *Neuroreport*, 18(12), 1215-1219. RCR = 0.43 [doi]

MANUSCRIPTS IN PREPARATION OR UNDER REVIEW

For a complete list of projects that reflect manuscripts in preparation, see [Recent Conference Presentations](#).

Smith DV, Kragel PA, Clithero JA, Revill KP, Rorden C, Huettel SA, Carter RM (in prep). Medial-Lateral Gradient within the Human Striatum Decodes Social Rewards.

Kim ES, Wang KS, **Smith DV**, Speer ME, Delgado MR (in prep). Neural Correlates of Self-Evaluation Enhancement and Dishonest Decisions.

Yang Y†*, Hackett K*, Katta S†, Ludwig RM, Jarcho J, Giovannetti T, Fareri DS^, **Smith DV**^ (in prep). Risk for Financial Exploitation: Establishing the Role of Psychosocial and Sociodemographic Variables. [OPEN MATERIALS] [OPEN DATA] [PREREGISTRATION]

Smith DV, Liu Y, Krekelberg B (in prep). α -tACS selectively modulates reward-dependent corticostriatal connectivity. [OPEN MATERIALS]

Invited Talks and Symposia

- 2020 Symposium on “The Neuroscience of Decision Making in Organizations” (panelist), Academy of Management in Vancouver, Canada. [canceled due to COVID-19]
- 2020 Social Decision Making in Older Adults: Risk Factors for Financial Exploitation? Scientific Research Network on Decision Neuroscience and Aging in Kapolei, Hawaii.
- 2020 Neurocognitive Mechanisms of Social Decision Making in Older Adults. University of Hawaii at Manoa.
- 2018 Constructing Value: Understanding the Role of Corticostriatal Connectivity. Symposium on Biology of Decision-Making in Paris, France.
- 2017 Social and Economic Rewards Enhance Connectivity between the Ventral Striatum and the Default Mode Network. Rutgers University—Camden.
- 2016 Brain Connectivity Shapes Responses to Social and Economic Incentives. The Nathan S. Kline Institute for Psychiatric Research, New York University.
- 2016 Neural Circuitry Underlying Social and Economic Incentives. Temple University.
- 2015 Neural Circuitry Underlying Social and Economic Incentives. Bard College.
- 2015 Characterizing Individual Differences in Brain Connectivity. Kessler Foundation.
- 2015 Linking Neural Circuits to Social and Economic Incentives: From Valuation to Outcome. Dartmouth College.
- 2015 Interacting Brain Regions Contribute to a Range of Individual Differences. Kessler Foundation.
- 2014 Advanced Statistical Procedures in Lesion Analysis: Multivariate Pattern Analysis. Federation of the European Societies of Neuropsychology Summer School in Berlin, Germany.

- 2014 Characterizing Individual Differences in Decision Making. Sackler Institute for Developmental Psychobiology, Weill Medical College of Cornell University.
- 2011 Neural Mechanisms of Social Valuation. Rutgers University—Newark.
- 2011 Neural Mechanisms of Social Valuation. University of South Carolina.
- 2010 Using FSL for Basic and Advanced Neuroimaging Analyses. Georgia State University / Georgia Tech Center for Advanced Brain Imaging.

Service and Professional Activities

JOURNAL REVIEWING AND EDITORIAL ROLES

- 2018-present Academic Editor, *PLoS ONE*.
- 2015-2017 Review Editor, *Frontiers in Psychology*, section Decision Neuroscience.
- 2015-2017 Review Editor, *Frontiers in Neuroscience*, section Decision Neuroscience.

Ad Hoc Reviewer for 54 journals:

- *Advanced Science*
- *Advances in Methods and Practices in Psychological Science*
- *Annals of the New York Academy of Sciences*
- *Biological Psychiatry*
- *Behavioral Neuroscience*
- *Brain*
- *Brain and Behavior*
- *Brain Structure and Function*
- *British Journal of Pharmacology*
- *BMC Neuroscience*
- *Cell Reports*
- *Cerebral Cortex*
- *Cognitive, Affective, and Behavioral Neuroscience*
- *Cortex*
- *Current Directions in Psychological Science*
- *Current Neuropharmacology*
- *Developmental Neuroscience*
- *Ecological Economics*
- *European Journal of Neurology*
- *European Journal of Neuroscience*
- *Frontiers in Human Neuroscience*
- *Frontiers in Neuroinformatics*
- *Frontiers in Neurology*
- *Frontiers in Neuroscience*
- *Frontiers in Psychology*
- *Human Brain Mapping*
- *International Journal of Consumer Studies*
- *International Journal of Environmental Research and Public Health*
- *International Journal of Hyperthermia*
- *International Journal of Innovation Studies*
- *Journal of Cognitive Neuroscience*
- *Journal of Integrative Medicine*
- *Journal of Neuroscience*
- *Journal of Neuroscience, Psychology, & Economics*
- *Management Information Systems Quarterly*
- *Nature Communications*
- *Nature Human Behaviour*
- *Nature Neuroscience*
- *NeuroImage*
- *Neuroimage: Clinical*
- *Neuropsychologia*
- *Neuroscience Research*
- *PLoS Biology*
- *PLoS Computational Biology*
- *PLoS Digital Health*
- *PLoS ONE*
- *Proceedings of the National Academy of Sciences of the USA*
- *Psychological Medicine*
- *Psychological Science*
- *Psychopathology*
- *Scientific Reports*
- *Social, Cognitive, and Affective Neuroscience*
- *Social Neuroscience*

- *Translational Psychiatry*

- *WIREs: Cognitive Science*

P publons.com contains complete reviewing and editing record.

Awards on *Publons*: Top Reviewers for Neuroscience & Behavior (2018); Top Reviewers for Multidisciplinary (2018); Top Reviewers for Temple University (2017); Top Reviewers for Neuroscience (2017).

AD HOC GRANT REVIEWING

- 2021 German Academic Exchange Service (DAAD), PRIME Program.
- 2020 National Institutes of Health, NPAS Study Section.
- 2019 National Science Foundation, Social Psychology Program.
- 2019 Mind Science Foundation.
- 2018 National Science Foundation, Social Psychology Program.
- 2018 Scientific Research Network on Decision Neuroscience & Aging, Pilot Grants.
- 2017 FWF Austrian Science Fund, START Program.
- 2017 Swiss National Science Foundation, Humanities and Social Sciences, Division I.
- 2017 Wellcome Trust, Senior Research Fellowship in Basic Biomedical Science.
- 2015 Israel Science Foundation, Individual Research Grant.
- 2014 Scientific Research Network on Decision Neuroscience & Aging, Pilot Grants.

SERVICE AT TEMPLE UNIVERSITY

- 2022-present Faculty Awards Committee (Chair).
- 2017-2022 Statistics Curriculum Committee.
- 2021 Non-Clinical Graduate Area Reconfiguration Workgroup.
- 2018-present Maladaptive Motivated Behaviors Seminar (Co-organizer with Dr. Mathieu Wimmer).
- 2018-2019 Undergraduate Neuroscience Committee.
- 2017-2020 Neuroimaging Methods Journal Club (Organizer).
- 2017-2018 Faculty Search Committee in Social / Affective Neuroscience.
- 2017 Subcommittee to evaluate and design deep learning server (University level).
- 2016-2017 Faculty Search Committee in Cognitive / Cognitive Neuroscience.

SOCIETY MEMBERSHIPS

- Association for Psychological Science
- Cognitive Neuroscience Society
- Eastern Psychological Association
- New York Academy of Sciences
- Organization for Human Brain Mapping
- Social & Affective Neuroscience Society
- Society for Neuroeconomics
- Society for Neuroscience
- Society for Social Neuroscience
- Society of Biological Psychiatry

OTHER ACTIVITIES

Co-Organizer, Duke University Neuroeconomics Journal Club (2008-2009).

Conference Abstract Reviewer: Organization for Human Brain Mapping (2010, 2013-2019, 2021); Cognitive Science Society (2017).

Teaching and Mentoring Activities

TEACHING EXPERIENCE

[Undergraduate, Graduate; Spring, Fall; *original course]

Instructor, *Advanced Statistics* [G], Temple University: 2023S

Instructor, *Topical Seminar in Neuroscience* [G], Temple University: 2022S²

Instructor, *Current Topics in Neuroscience* [U], Temple University: 2019F³

Instructor, *Decision Neuroscience** [U], Temple University: 2019S, 2021S

Instructor, *Foundations of Sensation and Perception* [U], Temple University: 2018F, 2020S, 2021S, 2021F, 2022S

Guest Lecturer, *Advanced Neuroanatomy* [G], Lewis Katz School of Medicine, Temple University: 2018S

Instructor, *Topics: Brain, Behavior and Cognition* [U], Temple University: 2017F⁴

Guest Lecturer, *The Emotional Brain* [U], Rutgers University: 2014S

Lab Instructor, *Neuroscience Boot Camp* [G], Duke University: 2011F

Teaching Assistant, *Introduction to Cognitive Neuroscience* [U], Duke University: 2010S

Teaching Assistant, *Functional Magnetic Resonance Imaging* [G], Duke University: 2008F

Teaching Assistant, *Brain Waves and Cognition* [U], Duke University: 2008S

Supplemental Instruction Leader, *Psychological Statistics* [U], University of South Carolina: 2006S

Teaching Assistant, *Introductory Psychology* [U], University of South Carolina: 2005F, 2006S

MENTORING

Postdoctoral Fellows, as primary or co-primary mentor:

Dr. Rita Ludwig (2022-present)

Graduate students, as primary or co-primary mentor:

Jeffrey Dennison (2018-present), Ph.D. in Psychology (CNS), expected 2023

Xinxu (Karen) Shen (2019-present, co-mentored with Murty), Ph.D. in Psychology (CNS), expected 2024

Daniel Sazhin (2019-present), Ph.D. in Psychology (CNS), expected 2024

James Wyngaarden (2020-present), Ph.D. in Psychology (Social), expected 2025

Yi (Jen) Yang (2020-present), Ph.D. in Psychology (CNS), expected 2025

Ezgi Kasimoglu (2019-2020), Master's in Neuroscience,
Research Assistant at Jefferson.

Lindsey Tepfer (2017-2020), Master's in Neuroscience & Research Associate,
Ph.D. student at Dartmouth.

Graduate students (other), as committee member or secondary mentor:

Dr. Elan French (2022, Clinical Psychology)

Haroon Popal (2021-present, CNS)

Matthew Mattoni (2021-present, Clinical Psychology)

Dr. Daniel Moriarity (2021, Clinical Psychology)

Katherine Hackett (2018-present, Clinical Psychology)

²Topic: "Neuroimaging Methods & Analysis"

³Cross-listed with *Topics in Psychology*; Topic: "Neuroimaging: From Image to Inference"

⁴Topic: "Decision Making and the Brain"

Iris Chat (2018-2020, Clinical Psychology)
Dr. Corinne Bart (2019-2021, Clinical Psychology)
Dr. Tommy Ng (2017-2020, Clinical Psychology)
Nicole Henninger (2018-2019, Communications)
Dr. Sangsuk Yoon (2018, Business School)
Dr. William Hampton (2017-2018)
Dr. Ashley Drew (2017)
Dr. Kylie Alm (2017)
Dr. Gail Rosenbaum (2017)
Dr. Trishala Parthasarathi (2016-2017, University of Pennsylvania)

Advisor for undergraduate independent study projects, internships, and research assistantships. Also advisor for post-baccalaureate research assistants. Selected examples below:

Fatima Umar (Temple, '22), Neuroscience,
Medical Student at Drexel University.
Srikar Katta (Temple, '22), Honors Economics & Data Science,
Ph.D. student at Duke.
John Marc Cipriaso (Temple, '20), Honors Psychology,
Medical Student at Lewis Katz School of Medicine, Temple University.
Victoria Kelly (research assistantship, '18-19).
Brijai Varma (visiting scholar, summer '18, '19), University of Pittsburgh.
Isaac Levy (visiting scholar, summer '18, spring '20), Oberlin College.
Benjamin Muzekari (Temple '19), Honors Psychology,
Ph.D. student UPenn.
Jane Gaisinsky (Temple '19), Neuroscience,
Research Assistant at UPenn.
Shaoming Wang (research assistantship, '17-18),
Ph.D. student at NYU.
Christian Reice (Temple, '17), Neuroscience,
Research Technician at CHOP.

Prior trainees⁵ with coauthored publications: Jacob S. Young (Duke undergrad); Sarah Boltuck (Duke undergrad); Amanda Utevsky (Duke grad); Rosa Li (Duke grad); Amy Bland (visiting Duke grad, from U of Manchester); Catherine Cho (Rutgers grad); K. Sally Wang (Rutgers grad); Mouad Gseir (Rutgers undergrad).

STUDENT AWARDS

Ishika Kohli, Liberal Arts Undergraduate Research Award, for *Age-Related Differences in Social and Economic Reward Processing* (Fall 2022).
Neriah Kahn, Liberal Arts Undergraduate Research Award, for *Neural Mechanisms Underlying Social and Economic Reward Processing* (Spring 2022).
Srikar Katta, Creative Arts, Research, And Scholarship Award for *Using Google Trends to Estimate the Effects of Disasters on Donations Behavior* (Fall 2021).

⁵These were individuals who I mentored in neuroimaging analysis while under the supervision of S. Huettel or M. Delgado.

Scott Blender, Liberal Arts Undergraduate Research Award, for *Causal Modeling of Corticostriatal Connectivity During Reward Processing* (Fall 2021).

Fatima Umar, Liberal Arts Undergraduate Research Award, for *Meta-Analysis of Striatal Connectivity During Reward Processing* (Spring 2021).

Gemma Goldstein, Liberal Arts Undergraduate Research Award, for *Shared Reward Processing and Substance Use* (Fall 2020). [declined due to COVID-19]

Gemma Goldstein, Liberal Arts Undergraduate Research Award, for *Aberrant Reward Sensitivity: Mechanisms Underlying Substance Use* (Spring 2020).

Srikar Katta, Liberal Arts Undergraduate Research Award, for *The Neural Mechanisms of Risk Behavior* (Fall 2019).

Benjamin Muzekari, Liberal Arts Undergraduate Research Award, for *Neural Mechanisms Underlying Social Decisions* (Spring 2019).

Benjamin Muzekari, Liberal Arts Undergraduate Research Award, for *Modulating Perceptions of Fairness with Noninvasive Brain Stimulation* (Summer 2018).

Lindsey Tepfer, Career Development Grant, The American Association of University Women (2018-2019).

Jane Gaisinsky, Liberal Arts Undergraduate Research Award, for *Modulating Deception with Noninvasive Brain Stimulation* (Spring 2018).

Jane Gaisinsky, Liberal Arts Undergraduate Research Award, for *Altering Social Interactions with Noninvasive Brain Stimulation* (Fall 2017).

Recent Conference Presentations

2022

Ludwig RM, Dennison JB, Hackett K, Giovannetti T, Fareri DS, **Smith DV** (October, 2022). Older and Wiser? Young Adults and Seniors Respond Differently to Social Context in an Ultimatum Game. Poster presented at the Society for Neuroeconomics Meeting. Arlington, VA, USA.

Dennison JB, Umar F, Dachs A, **Smith DV** (October, 2022). Reward-Dependent Corticostriatal Connectivity: A Meta-analysis of Psychophysiological Interactions. Poster presented at the Society for Neuroeconomics Meeting. Arlington, VA, USA.

Sazhin D, Dennison J, Wyngaarden J, Vafiadis A, Zaff O, Kahn N, Collins M, Nguyen A, Kohli I, Fareri D, McCloskey M, Jarcho J, **Smith DV** (May, 2022). Strategic Decisions in Bargaining Situations Are Associated with Activation in the Caudate. Poster presented at the Social and Affective Neuroscience Society. [virtual meeting due to COVID-19]

Wyngaarden JB, Johnston CR, Sazhin D, Dennison JB, Vafiadis A., Zaff O, Kahn NA, Collins M, Nguyen A, Fareri D, McCloskey M, Alloy L, **Smith DV**, Jarcho JM (May, 2022). Alcohol use is associated with enhanced corticostriatal connectivity with precuneus during social reward. Poster presented at the Social and Affective Neuroscience Society. [virtual meeting due to COVID-19]

Yang Y, Hackett K, Katta S, Jarcho J, Giovannetti T, Fareri D, **Smith DV** (May, 2022). Risk for Financial Exploitation: Characterizing the Role of Socioeconomic Status, Cognition, and Social Decision Making. Poster presented at the Association for Psychological Science. Chicago, IL, USA.

Shen, X, Wang KS, Murty VP, **Smith DV** (May, 2022). Dissociable representations of affective and informative reward properties in the dorsal striatum. Poster presented at the Social and Affective Neuroscience Society. [virtual meeting due to COVID-19]

Ruiz M, Stasiak JE, Maldonado M, Kim D, Sokol-Hessner P, **Smith DV**, Fareri DS (May, 2022). Willingness-to-pay for social experiences: Social cognitive functioning relates to individuals' choices between

social and non-social experiences. Poster presented at the Social and Affective Neuroscience Society. [virtual meeting due to COVID-19]

Shen X, **Smith DV**, Murty VP (April, 2022). The effect of curiosity on memory during anticipation and outcome phase. Poster presented at the Cognitive Neuroscience Society. San Francisco, CA, USA.

2021

Dennison JB & **Smith DV** (September, 2021). Understanding How Individual Beliefs About Risk Contribute to Ambiguity Aversion. Poster presented at the Society for Neuroeconomics. [virtual meeting due to COVID-19]

Ruiz M, Stasiak JE, Sokol-Hessner P, **Smith DV**, Fareri DS (September, 2021). Willingness-to-pay for social experiences: How social cognitive functioning relates to individuals' choices between social and non-social experiences.

Sazhin D, Nguyen A, **Smith DV** (September, 2021). Meta-Analysis of Explore-Exploit Decisions Reveals Convergence in the Salience Network. Poster presented at the Society for Neuroeconomics. [virtual meeting due to COVID-19]

Shen X, **Smith DV**, Murty VP (August, 2021). Age- and anxiety-related influences of curiosity on free recall using an automated-machine learning scoring approach. Poster to be presented at CEMS. Philadelphia, PA, USA.

Sazhin D, Helion C, **Smith DV** (May, 2021). The Steeper the Curve, the Longer People Delay: Effect of Exponential Information on Decision Making. Poster presented at the Association for Psychological Science. [virtual meeting due to COVID-19]

Chat IK-Y, Bart C, Dennison J, **Smith DV**, Miller GE, Nusslock R, Alloy LB (May, 2021). Inflammatory Signaling and Corticostriatal Functional Connectivity to Anticipated Valence and Salience of Reward and Threat Stimuli: An Investigation in Depressed vs. Non-Depressed Young Adults. Poster presented at Society for Biological Psychiatry. [virtual meeting due to COVID-19]

Shen X, **Smith DV**, Murty VP (May, 2021). Machine learning as an automated approach to scoring Free Recall of Naturalistic Stimuli. Poster presented at Social Affective Neuroscience Society. [virtual meeting due to COVID-19]

Shen X, **Smith DV**, Murty VP (March 2021). Machine learning as an automated approach to scoring Free Recall of Naturalistic Stimuli. Poster presented at Cognitive Neuroscience Society. [virtual meeting due to COVID-19]

Hackett K, Katta S, Jarcho J, Fareri DS, Giovannetti T, **Smith DV** (February, 2021). Relationship between cognition, social support, and susceptibility to fraud among two groups of older adults before and during COVID-19. Poster presented at International Neuropsychology Society. [virtual meeting due to COVID-19]

2020

Jarcho J, Haynes C, Quarmley M, Johnston C, **Smith DV**, Cassidy C (December, 2020). Neuromelanin-Sensitive MRI Signal is Associated with Functional Striatal Response to Social but Not Monetary Reward Processing: Potential Mechanisms for Social Anxiety. Annual Meeting of the American College of Neuropsychopharmacology. [virtual meeting due to COVID-19]

Katta S, Hackett K, Jarcho JM, Giovannetti T, Fareri DS, **Smith DV** (October, 2020). Financial Exploitation in Older Adults: Characterizing the Role of Sociodemographic Factors, Cognition, and Social Decision Making. Poster presented at the 17th meeting of the Society for Neuroeconomics. [virtual

meeting due to COVID-19]

- Fareri DS, Hackett K, Giovannetti T, **Smith DV** (October, 2020). Older Adults Exhibit Enhanced Connectivity between Caudate and Default Mode Network During Shared Reward Processing. Poster presented at the 17th meeting of the Society for Neuroeconomics. [virtual meeting due to COVID-19]
- Senia N, **Smith DV**, Fareri DS (March, 2020). Neural responses to drug induced cues in cocaine and heroin users: an activation likelihood meta-analysis. Poster presented at the 27th meeting of the Cognitive Neuroscience Society. Boston, MA, USA. [virtual meeting due to COVID-19]
- O'Shea I, **Smith DV**, Murty V (March, 2020). Differences in Resting-State Midbrain Connectivity in Parkinson's Disease. Poster presented at the 27th meeting of the Cognitive Neuroscience Society. Boston, MA, USA. [virtual meeting due to COVID-19]
- Shen X, Murty V, **Smith DV** (March, 2020). Actively testing hypothesis using acquired information during encoding enhances delayed memory. Poster presented at the 27th meeting of the Cognitive Neuroscience Society. Boston, MA, USA. [virtual meeting due to COVID-19]
- Chen EY, Giovannetti T, **Smith DV** (June, 2020). Obesity is associated with reduced orbitofrontal cortex volume: a coordinate-based meta-analysis. Poster presented at the 26th meeting of the Organization for Human Brain Mapping, Montreal, Canada. [virtual meeting due to COVID-19]

2019

- Tepfer LJ, Alloy LB, **Smith DV** (October, 2019). Familial and lifetime history of depression: alterations in the neural circuitry underlying reward and social cognition. Poster presented at the 50th meeting of the Society for Neuroscience. Chicago, IL, USA.
- Hackett K, Henninger NM, Kelly V, Giovannetti T, Fareri DS, **Smith DV** (October, 2019). Response to perceived fairness is associated with reduced connectivity within reward circuitry in older adults. Poster presented at the 50th meeting of the Society for Neuroscience. Chicago, IL, USA.
- Kelly V, Hackett K, Henninger NM, Giovannetti T, **Smith DV**, Fareri DS (October, 2019). Aging alters corticostriatal interactions during shared reward processing. Poster presented at the 50th meeting of the Society for Neuroscience. Chicago, IL, USA.
- Smith DV**, Liu Y, Krekelberg B (October, 2019). Transcranial alternating current stimulation alters reward-dependent corticostriatal interactions. Poster presented at the 50th meeting of the Society for Neuroscience. Chicago, IL, USA.
- Henninger NM, Kelly V, Hackett K, Fareri DS, Tepfer LJ, Katta S, Reeck C, Giovannetti T, Beard EC, Dennison J, Muzekari B, Desalme DF, Kinmartin R, Lang A, Cipriaso JM, Hunter E, Morrison C, **Smith DV** (October, 2019). Age-related reductions in functional connectivity in social brain systems during an economic trust task. Poster presented at the 50th meeting of the Society for Neuroscience. Chicago, IL, USA.
- Dennison JB, Ng T, Alloy L, **Smith DV** (October, 2019). Using Corticostriatal Networks to Disentangle Reward Value and Salience. Poster presented at the 50th meeting of the Society for Neuroscience. Chicago, IL, USA.
- Smith DV**, Liu Y, Krekelberg B (October, 2019). Transcranial alternating current stimulation alters reward-dependent corticostriatal interactions. Poster presented at the 16th meeting of the Society for Neuroeconomics. Dublin, Ireland.
- Tepfer LJ, Slipenchuk M, Muzekari B, Krekelberg B, **Smith DV** (June, 2019). Altering Social Norm Compliance with Transcranial Alternating Current Stimulation. Poster presented at the 9th meeting of the Interdisciplinary Symposium on Decision Neuroscience. Durham, North Carolina, USA.

- Kelly V, Slipenchuk M, Katta S, Clithero JA, **Smith DV** (June, 2019). The More the Merrier: Participants Value Having More Options to Choose From. Poster presented at the 9th meeting of the Interdisciplinary Symposium on Decision Neuroscience. Durham, North Carolina, USA.
- Henninger NM, Katta S, Kelly V, Hackett K, Reeck C, Giovannetti T, Fareri DS, **Smith DV** (June, 2019). Aging is associated with reductions in functional connectivity in social brain systems. Abstract presented at the annual Interdisciplinary Symposium on Decision Neuroscience. Durham, NC, USA.
- Fareri DS, Kelly V, Henninger NM, Hackett K, DeSalme D, Muzekari B, Katta S, Reeck C, Giovannetti T, **Smith DV** (May 2019). The influence of close relationships on shared reward processing in older and younger adults. Poster presented at the 12th meeting of the Social & Affective Neuroscience Society. Miami, FL, USA.
- Smith DV**, Henninger NM, Hackett K, Kelly V, DeSalme D, Muzekari B, Katta S, Giovannetti T, Fareri DS (June, 2019). Fairness is Associated with Increased Connectivity between the Executive Control Network and MPFC. Abstract submitted for consideration at the 25th meeting of the Organization for Human Brain Mapping. Rome, Italy.
- Ng TH, Alloy LB, **Smith DV** (March, 2019). Reward Processing in Preadolescents with Bipolar Disorder: An fMRI Study. Abstract submitted for consideration at the 21st meeting of the International Society for Bipolar Disorders. Sydney, Australia.
- Tepfer LJ, Slipenchuk M, Muzekari B, Krekelberg B, **Smith DV** (March, 2019). Altering Social Norm Compliance with Transcranial Alternating Current Stimulation. Poster presented at the 90th meeting of the Eastern Psychological Association. New York, New York, USA.
- Muzekari B, Slipenchuk M, Tepfer LJ, Krekelberg B, **Smith DV** (March, 2019). Modulating Social Influences on Fairness Perception with Transcranial Alternating Current Stimulation. Poster presented at the 90th meeting of the Eastern Psychological Association. New York, New York, USA.

2018

- Chiu M, Ng TH, Alloy LB, **Smith DV** (October, 2018). Linking Valuation Circuitry with Maladaptive Decision Making within the Human Connectome Project. Poster presented at the 16th meeting of the Society for Neuroeconomics. Philadelphia, PA, USA.
- Chiu M, Ng TH, Alloy LB, **Smith DV** (May, 2018). Reward-dependent Connectivity with Orbitofrontal Cortex in Subclinical Depression. Poster presented at the 73rd meeting of the Society of Biological Psychiatry. New York, NY, USA.
- Zhang H, Venkatraman V, **Smith DV** (May, 2018). Perceiving Social Interactions Suppresses Connectivity between the Default Mode Network and Ventral Striatum. Poster presented at the 11th meeting of the Social & Affective Neuroscience Society. New York, NY, USA.

2017

- Ng TH, Alloy LB, **Smith DV** (November, 2017). Reward Processing Abnormalities in Mood Disorders: A Systematic Review and Meta-analysis of Neuroimaging Studies. Poster presented at the 51st meeting of the Association for Behavioral and Cognitive Therapies. San Diego, CA, USA.
- Ng TH, Alloy LB, **Smith DV** (October, 2017). Reward Processing Abnormalities in Unipolar Depression: A Meta-analysis of Neuroimaging Studies. Poster presented at the 15th meeting of the Society for Neuroeconomics. Toronto, ON, Canada.
- Wang S, **Smith DV**, Delgado MR (September, 2017). Informative and Affective Neural Pathways un-

- derlying Explore-Exploit Tradeoffs. Poster presented at the inaugural Computational Cognitive Neuroscience conference. New York, NY, USA.
- Dobryakova E & **Smith DV** (June, 2017). Reward Enhances Connectivity between the Ventral Striatum and the Default Mode Network. Poster presented at the 23rd meeting of the Organization for Human Brain Mapping. Vancouver, BC, Canada.
- Wang S, Taren AA, **Smith DV** (May, 2017). Large-Scale Meta-Analytic Characterization of the Default Mode Network. Poster presented at the 29th meeting of the Association for Psychological Science. Boston, MA, USA.
- Chen EY, Foster GD, Mohamed FB, Conklin CJ, Hoge WS, Olson IR, Chein JM, **Smith DV**, McCloskey MS, Obradović Z, Olino TM, and the Temple Eating Disorders program represented by Jean M. Arlt (May, 2017). Can Baseline Resting State Functional Connectivity Classify Clinically Significant Weight Loss 3 and 15 Months Later? Poster presented at the 29th meeting of the Association for Psychological Science. Boston, MA, USA.
- Chen EY, Olson I, **Smith DV**, Olino T, McCloskey MS, Chein J, Edwards M, Obradovic Z (April, 2017). The use of multivariate pattern analysis to develop and test an objective diagnostic clinical test for binge eating disorder in the context of obesity. Poster presented the 3rd meeting of the Association for Clinical and Translational Science. Washington, DC.
- Fareri DS, **Smith DV**, Delgado MR (March, 2017). Reciprocation from a friend enhances coupling between the default mode network and ventral striatum. Talk given (by D. Fareri) at the 10th meeting of the Social & Affective Neuroscience Society. Los Angeles, CA, USA.

2016

- Smith DV**, Wang S, Delgado MR (November, 2016). Neural Pathways Underlying Explore-Exploit Tradeoffs in Social and Nonsocial Contexts. Poster presented at the 7th meeting of the Society for Social Neuroscience. San Diego, CA, USA.
- Smith DV**, Wang S, Delgado MR (November, 2016). Neural Pathways Underlying Explore-Exploit Tradeoffs in Social and Nonsocial Contexts. Poster presented at the 46th meeting of the Society for Neuroscience. San Diego, CA, USA.
- Li R, **Smith DV**, Clithero JA, Venkatraman V, Carter RM, Huettel SA (August, 2016). Revisiting the dual-systems model of choice using fMRI: Cognitive engagement and disengagement explain biases in gain/loss framing. Poster presented at the 14th meeting of the Society for Neuroeconomics. Berlin, Germany.
- Utevsy AV, **Smith DV**, Venkatraman V, Huettel SA (August, 2016). Distinct subregions within the temporoparietal junction and posterior cingulate uniquely track prosocial decision-making. Poster presented at the 14th meeting of the Society for Neuroeconomics. Berlin, Germany.
- Hakimi S, Clithero JA, Mullette-Gillman OA, **Smith DV**, McLaurin E, Taren A, Venkatraman V, Huettel SA, Carter RM (August, 2016). Decomposing Risk Representation in Parietal Cortex. Poster presented at the 14th meeting of the Society for Neuroeconomics. Berlin, Germany.
- Smith DV**, Li R, Clithero JA, Venkatraman V, Carter RM, Huettel SA (May, 2016). Revisiting the dual-systems model of choice using fMRI: Cognitive engagement and disengagement explain biases in gain/loss framing. Poster presented at the 28th meeting of the Association for Psychological Science. Chicago, IL, USA.
- Smith DV**, Gseir M, Speer ME, Delgado MR (April, 2016). Toward a Cumulative Science of Functional Integration: a Meta-Analysis of Psychophysiological Interactions. Poster presented at the 9th meeting of the Social & Affective Neuroscience Society. New York, NY, USA.

Smith DV, Gseir M, Speer ME, Delgado MR (April, 2016). Toward a Cumulative Science of Functional Integration: a Meta-Analysis of Psychophysiological Interactions. Poster presented at the 10th annual Reprogramming the Brain to Health symposium. Dallas, TX, USA.

2015

Li R, **Smith DV**, Clithero JA, Venkatraman V, Carter RM, Huettel SA (December, 2015). Revisiting the dual-systems model of choice using fMRI: Cognitive engagement and disengagement explain biases in gain/loss framing. Oral paper (by R Li), De Nederlandse Vereniging voor Psychonomie (The Dutch Association for Psychonomics) Winter Conference.

Smith DV, Wang KS, Delgado MR (October, 2015). The Striatum Multiplexes Distinct Reward Signals. Poster presented at the 45th meeting of the Society for Neuroscience. Chicago, IL, USA.

Cho C, **Smith DV**, Delgado MR (October, 2015). Individual Differences in Reward Sensitivity Modulate Ventrolateral Prefrontal Cortex Responses to Choice. Poster presented at the 45th meeting of the Society for Neuroscience. Chicago, IL, USA.

Smith DV, Wang KS, Delgado MR (September, 2015). The Striatum Multiplexes Distinct Reward Signals. Poster presented at the 13th meeting of the Society for Neuroeconomics. Miami, FL, USA.

Utevsy AV, **Smith DV**, Young JS, Huettel SA (June, 2015). Executive Control and Default-Mode Network Connectivity Reflect Effect of Prior Stimulus on Behavior. Poster presented at the 21st meeting of the Organization for Human Brain Mapping. Honolulu, HI, USA.

Smith DV, Clithero JA, Delgado MR, Huettel SA (June, 2015). Parsing Reward: Spatiotemporal Analysis Reveals Distinct Striatal Responses to Reward. Poster/talk presented at the 21st meeting of the Organization for Human Brain Mapping. Honolulu, HI, USA.

Wang KS, **Smith DV**, Delgado MR (April, 2015). Parsing Affective and Informative Reward Properties in the Striatum: a High-Resolution fMRI Investigation. Poster presented at the 8th meeting of the Social & Affective Neuroscience Society. Boston, MA, USA.

Lewis AH, **Smith DV**, Manglani H, Delgado MR (April, 2015). Neural Activation and Functional Connectivity During Extinction Learning with Appetitive and Aversive Conditioned Stimuli. Poster presented at the 8th meeting of the Social & Affective Neuroscience Society. Boston, MA, USA.

Smith DV, Wang KS, Rigney AE, Delgado MR (March, 2015). Distinct Reward Properties are Encoded via Interactions between Nucleus Accumbens and Temporal Parietal Junction. Poster presented at the 1st meeting of the Scientific Research Network on Decision Neuroscience & Aging. Miami, FL, USA.

Please contact me directly for conference presentations prior to 2015.